

God's BIG Plan- the Easter Story – using the Godly Play method

Acknowledgement: This script is a reworking of "The Story of Easter" which was already an adaptation of 'The faces of Easter', Jerome W. Berrymann., The complete guide to Godly Play, vol. 4

Instead of using the original faces, pictures from the Jesus Story Book Bible were used and the script was adapted to include some of the well-loved phrases from the JSBB. This was appropriate and very well received by the families at Hilltop Family Church (a fresh expression of church at Flagstaff Community Church, Dunedin) in April 2014 when we shared God's BIG plan and how the Easter story fits into that.

You are welcome to use the script and ideas. More info: cheryl@kidsfriendly.org.nz

For an introduction to Godly Play go to <http://www.godlyplay.org.uk/>

RESOURCES:

- Box to keep everything in close to storyteller but with lid to hide contents from listeners (a wide shoe box or white file storage box)
- 8 coloured felt squares- yellow, purple, green, blue, tan, red, black, white of standard size (mm x mm) found at craft shops Eg Spotlight to be placed on carpet in front of you before you start the story. Pix then get placed on corresponding coloured felt squares.
- Laminated pictures from Jesus Story Book Bible (see pictures and description)
- Tea light candle- on a small dish, matches
- 3 dry stones about matchbox to palm of hand size
- 4 red laminated heart shapes
- Small fresh bread bun and pottery cup
- Cross- wooden (I used a red Lego one) 10- 15cm high
- Tall candle

INSTRUCTIONS


- Learn the script off by heart! (basic principle of Godly Play stories)
- Practice getting the props out of the box as you tell the story. Have them in the right order and they will help prompt you with what to say next.
- Start well over to the right when you are laying out the 8 felt squares so that you will be able to reach everything easily throughout the story.
- Tea light candle once lit moves along on top of each square as you finish telling that part of the story. (Until you blow it out at Jesus death.) Take it right away then and have the big candle ready for the resurrection. This is a simple but powerful use of the candle symbol.



God's Big plan- the story of Easter props as laid out at the end.

INSTRUCTIONS and PROPS

Holding the Jesus Storybook Bible closed



SCRIPT

Introduction:

All the stories in the Bible tell one big story.
It's the story of how God loves His children with a
Never-stopping
Never-giving up
Unbreaking,
Always and forever love.

Right at the beginning when God's perfect world got messed up He promises to come and fix it - to mend His broken world and to mend our broken lives.

Just over 2000 years ago, God finally put his rescue plan into action. And it begins on earth when a baby is born. This is the BIG story of Easter... are you ready?

(You may like to explain that you will be telling this story in a bit of a different way – without looking at them - putting pictures and objects in front of them to all look at and learn together.)

Pause to be ready...


Place this pic on Yellow felt square



P191 picture of Jesus, Mary and Joseph

God chose Mary to be the mother of Jesus and Joseph to be his earthly father. Mary held the baby close and kept him warm. They both gave Jesus everything he needed to grow.

Place this pic on Purple felt square



(This picture is a collage made from p223, 264 & p244 depicting a road, a city and a crowd)

Light Tea light candle which moves along each square as story continues

The baby Jesus grew and became a boy. When Jesus was about 12 years old he went with Mary and Joseph to Jerusalem for a special festival.

When they were returning home Mary and Joseph discovered that Jesus wasn't among their family group. So they hurried back to the city and looked everywhere they had been. Finally they found him in the temple talking to the teachers.

When Jesus spoke everyone (even the teachers) listened because he knew so much.

When the teachers spoke, Jesus listened, because he wanted to learn more. He was learning His heavenly father's plan.

Touch the blue felt and make a wavy pattern like a river across it.

Place this pic on blue felt square.



Jesus baptism p207 picture

Hands mimicking a dove coming down, touch picture


The boy Jesus grew and became a man.

When Jesus was about 30 years old he went to the river Jordan to be baptised by his cousin John.

As soon as he came up from the water, heaven opened and God's spirit came very close to Jesus – like a dove.

A voice from heaven said: This is my son. I love him. I am very pleased with him. Listen to him.

Place this pic on tan felt square



Picture of Jesus in the desert p 209 (other yellow pieces were used to cover the writing on this page)

Place 3 stones on the picture.

Move candle to this square

After Jesus was baptised he went into the desert for 40 days and 40 nights to pray and get ready for his work on earth. Jesus knew that to carry out God's rescue plan he would have to die.

There was no other way.


The snake tempted Jesus with other ways three times.

But each time Jesus said:

No! No! No!

I trust God and will do what he wants!

Place this pic on Green felt square



Put out 4 pictures
1 at a time, of Jesus
teaching and healing as a
collage
P219, 235,251

Place 4 Red hearts on the corners of the square.

Move candle to middle of the square.

When Jesus returned from the desert, he began his work.

He told such wonderful stories and did such amazing things that people wanted to know who he really was.


They just had to follow him.

Jesus came close to people especially people no one else liked.

Jesus healed many people and helped them come close to God.

He was mending God's broken world.

Place this pic on red felt square



p 293 Picture of last supper

Move candle onto pic

Hold up bun and wine goblet

break bun in half

pouring action with empty cup

After 3 years Jesus knew the time had come.

He went to Jerusalem for the Passover celebrations.

This was when the people of Israel remembered how God had rescued them from being slaves in Egypt, long long ago.

But this Passover, God was getting ready for an even greater rescue.

At the meal, Jesus held up the bread and the cup, gave thanks to God and said:

Whenever you eat bread and drink wine, remember me.


This is how God will rescue the whole world.

My life will break but God's broken world will mend.

My blood will be poured out but your hearts will heal.

After supper they went out to a garden where Jesus prayed

Place this pic on black felt square



P304 Jesus on the cross

move candle to top of this square

blow out candle

(Pause)

That night was a confusing one.

In the dark of night, guards came and arrested Jesus.

Angry, jealous leaders had Jesus put on trial even though he had done nothing wrong.

move candle to top of this square

The next day he was beaten and whipped and had to carry a cross up the hill outside the city where he was crucified like a criminal.


On the cross, Jesus cried out 'Father forgive them, They don't know what they are doing'.

Later in the afternoon Jesus said 'It is finished' and died.

The sky grew dark.

A few of Jesus friends took his body and put it in a cave and rolled a big stone over the front like a door.

Jesus friends were sad and confused. They thought it was the end. (Pause)

<p>Wrap white felt square around hand</p> <p>Roll white square out flat</p> <p>Place tall candle above the white square</p>  <p>P314 picture of Jesus and Mary</p>	<p>On the 3rd day very early in the morning, some women came to the tomb to anoint Jesus body.</p> <p>But when they got there the stone was rolled away and the tomb was empty!</p> <p>Suddenly an angel appeared and said: ‘Why are you looking for Jesus here? He isn’t dead anymore! HE is alive!</p> <p>Some of the women rushed back to town but Mary stayed at the tomb weeping. Then she saw a man she thought was the gardener so she asked him where they had taken Jesus body. He turn to her and said her name ‘Mary’ and she knew it was Jesus. He was alive!</p>
<p>Light the big candle</p> <p>Move the white felt square over the black square</p> <p>Move the big candle on top of the white square</p>	<p>Jesus told Mary to go and tell the others: “I am alive. I am the light of the world.”</p> <p>God’s rescue plan has worked.</p> <p>Because I have defeated death you can live forever with your Father in heaven who loves you with a</p> <p>Never stopping Never giving up Unbreaking Always and forever love.</p> <p>Sit back and look at the whole story. Pause before looking up and asking the wondering questions.</p>
<p>Wondering Qs</p>	<p>I wonder what part of the story you like the best?</p> <p>I wonder what part of the story is the most important?</p> <p>I wonder if there is any part of the story we could leave out and still have all the story we need?</p>