

Christmas Games & Quizzes



 Presbyterian Church
of Aotearoa New Zealand

CONTENTS:

Christmas Games & Quizzes

INTRODUCTION:

Tis the season to be merry. And as much as children love to hear the same stories over and over again, it helps to embed it when we tell it in different ways using as many senses as possible. So this Christmas consider sharing the Christmas story in lots of fun ways. And remember, if you have resources to help others minister to children, send them to Kids Friendly – jill@sthelierschurch.org.nz.

Other Kids Friendly resources for the Christmas season include:

A Kids Friendly Advent

Christmas Resources – Crafts


Christmas Kids Club – Connecting with Community Children

To order these email Kids Friendly.

CONTACT:



Jill Kayser
Kids Friendly Coach
Presbyterian Church of Aotearoa New Zealand
Tel: 09-5850959, 09-5759836, 027-2103784
Email: jill@kidsfriendly.org.nz
Mail: 100 St Heliers Bay Road, Auckland 1071
Website: www.kidsfriendly.org.nz



QUIZZES AND GAMES

Christmas Quiz

In what town was Jesus born?

What country is Bethlehem in?

What was the name of Jesus' mother?

Who was the father of Jesus?

What was the name of Mary's husband?

In what type of building was Jesus born?

What was Jesus placed in after he was born?

What is a Manger?

Who first announced the birth of Jesus?

To whom did the Angels announce the birth of Jesus to?

How many wise men were there?

How did the wise men find out where Jesus was?

How many gifts did the wise men bring?

Name one of the gifts the wise men brought

How many years ago was Jesus born

Who was the angel that announced to Mary that she was pregnant

What's another name for Jesus?

Who was the king that wanted to kill all the baby boys when he heard a messiah had been born?

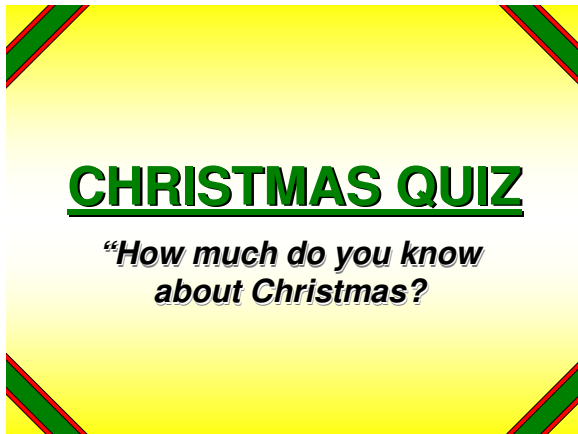
How did Mary and Joseph travel to Bethlehem?

What did Jesus' earthly dad do for work?

Who was the prophet from the Old Testament who said that one day a messiah would be born? His name starts with "I"

Christmas Multi-Choice PowerPoint Quiz

www.ebibleteacher.com/christmas/christmasquiz.ppt



Pass the Parcel Christmas Quiz

Type out the following clues on paper and fold and place in Christmas stocking. Pass stocking around the circle while playing Christmas music. When music stops person gets to take out question. The person who asks and answers the question each get a Christmas chocolate.

I live in the town where Jesus was born. Where do I live?

I am Jesus mother. What is my name?

I am Jesus' father. What's my name?

I am Jesus' father, what do I do for my job?

I am standing in the place Jesus was born. Where am I standing?

Where did Jesus mum put him to sleep after he was born?

I was the first to announce Jesus birth. Who am I?

We were the first to hear from the angels that Jesus was born. Who are we?

I am a wise man. How many of us visited Jesus altogether?

How did the wise men find out where Jesus was?

How long ago was Jesus born?

Shepherd Game: Divide into 2 teams. Draw on the floor with chalk or masking tape two identical "paths" for the sheep to be herded through. Tape a few boxes to the floor with ends cut out to make a tunnel. (If doing this outside use croquet hoops pushed into the ground.) Teams line up at one of the path. Give each team a broom and enough cotton balls so each child has one (for younger children a small rubber ball can be used). The object is to herd the sheep down the path, through the "tunnels", to the other side. When achieved, the team member runs back to the start and hands over the broom to the next team member. The team who has all members back at the start sitting down wins.

Teaching: *Talk about the shepherds in the Christmas story.*

Christmas Bingo: Make Bingo cards using Christmas objects in each square, and play Bingo. Children yell "fear not" when they have a winning card (since the angel (s) in the Christmas story always said "fear not.") See sample template.

Snowball Relay: Make circles on the floor with masking tape or chalk. Put 12 cotton balls inside each circle. Divide kids into teams and put them in lines. The first child runs to the circle, picks up the snowballs and puts them outside the circle one at a time and returns to the team. The next team member in the line runs to the circle and puts the cotton balls all back inside the circle one a time. Continue until all have played.

Tree Ornament Relay: Paper trees are taped to the wall. Each child has an ornament made of paper. One at a time, each team member runs to the tree, attaches ornament, and returns to team. As they cross the line, the next team members can go. First group getting all ornaments attached to the tree wins! To give it more meaning add a quiz component ie get all the bells to stand up and then ask "Why are bells a symbol of Christmas?" The first bell to come up with an appropriate story eg church bells ring to announce Christmas, gets a point or a lolly etc. and so on for all the symbols. (see symbols in memory game).

Teaching: *How the symbols of Christmas have meanings that tell the Christmas story.*

Christmas Story Exchange Game: Form a circle and give each child the name of something relating to the Christmas story: star, manger, angels, shepherds, sheep, wise men, etc. "It" calls out two such names. The children with these names try to exchange places before "It" can get one of their places.

Candy Cane Relay: Divide the children into two teams. Give each team enough candy canes for each child. On signal, the team members pass their canes to the end of the line (one at a time). When the back person has all the

canes, she runs to the front and starts over until everyone is back in their original place. At the end the kids get to eat their candy canes.

Name That Christmas Carol: One contestant from each team comes up. Pianist (or instrumental CD) plays a few measures of a Christmas song on the piano. The first child to raise hand, or ring a bell, or shout "fear not", gets to answer and if right gets a point for his team. If incorrect you continue until someone does get it right. Then get kids to sing that song. This is a fun way to get that mandatory Christmas singing practise done without boring the kids. For each new song introduce new contestants.

Teaching: learning the Christmas carols

Christmas Story Draw: Invite two kids to be Christmas "artists". When the leader says, "Go", both race up to paper pinned up and start drawing something from the Christmas story. Have a limited amount of time and when the timer goes get them to stop. If the group guesses what is happening in the scene eg it's a cow in the stable, the drawer gets a prize. This is a great way to get kids telling/reviewing the story.

Teaching: reviewing the Christmas story


Ideas for Christmas Treasure Hunts:

1. Plan a treasure hunt with each clue leading to the location of the next clue. The final clue leads to the treasure. For younger children have less clues.
2. Make a treasure map or list of directions to lead to the treasure.
3. Place the letters making up the clue name into a balloon. Each child or team blows up the balloon, ties it and sits on it to get letters out, then pieces them together to find where the treasure is hidden.
4. Have a list of items children need to find to win.
5. Make each clue a riddle with the answer being the location of the next clue.
6. Write the clues in codes which have to be deciphered before the treasure can be found.
7. Write a bible treasure hunt where children have to look up verses that lead them to a place where the next clue will be hidden.

For team games, get the kids to name their teams using characters from the Christmas story. Make a quick score board on a whiteboard or piece of card. They love to keep a tally of whose winning.
--

Christmas Memory Game

Children love this one. Make cards using a variety of Christmas symbols (examples below from clipart). Make two of each and then stick them on a big board in random order picture side down. Mark each card with a number. Kids get to guess two numbers to see if they can find a matching pair. If a child gets a pair he/she gets a prize. When a pair is found the leader asks children if they know what that symbol tells us about Christmas eg the present reminds us that Jesus is the greatest gift of all or reminds us that Christmas is Jesus birthday etc). The child who provides the answer gets a prize.



Exploring the Christmas Story with Quizzes & Games

Adapted from Danielle's Place (www.daniellesplace.com) - Sent in by Marianne Bouwmeester, Anglican Parish of Long Point Bay, Port Rowan, Ontario)

Divide children into (age and ability balanced) teams and assign the leadership of each team to one of the children (perhaps the oldest?) Each team will have a "home base". Each team will be provided with:

- *A score card to keep score throughout the activities. Stars will be awarded for questions answered and races won.*
- *Each team will also have a basic craft kit of scissors, tape, glue sticks to complete some of the activities.*

Explain the process:

- ☺ *We will be reading small segments of the Christmas story from Luke and Matthew. Children are to listen carefully because there will be five quiz questions after each reading.*
- ☺ *Following the quiz there will be a relay race or other activity .For each quiz:*
 - *If you think you know the answer, stand up, raise your hands and clap three times.*
 - *First one to do so may give the answer on behalf of their team.*
 - *If the answer is correct, your team gets a star, if the answer is wrong, the other team may answer (and receive a star if their answer is correct).*

1. Luke 2:1-7

In those days Caesar Augustus issued a decree that a census should be taken of the entire Roman world. (This was the first census that took place while Quirinius was governor of Syria.) And everyone went to his own town to register. So Joseph also went up from the town of Nazareth in Galilee to Judea, to Bethlehem the town of David, because he belonged to the house and line of David. He went there to register with Mary, who was pledged to be married to him and was expecting a child. While they were there, the time came for the baby to be born, and she gave birth to her firstborn, a son. She wrapped him in cloths and placed him in a manger, because there was no room for them in the inn.

- ☺ Who went travelling in this story?
- ☺ Why did they have to travel?
- ☺ Where did they travel to?
- ☺ What happened to Mary when they were in Bethlehem?
- ☺ What happened when they tried to get a place to rest in the inn?

Game 1 - Musical Chairs

Place enough chairs placed in two rows back to back for all children minus one. Have children walk around the outside of the chairs and when the (Christmas) music stops, children need to find a chair to sit down. Whoever did not find a chair is out. Take away a "chair" after each time, until just one child remains.

2. Luke 2: 8-14

And there were shepherds living out in the fields nearby, keeping watch over their flocks at night. An angel of the Lord appeared to them, and the glory of the Lord shone around them, and they were terrified. But the angel said to them, "Do not be afraid. I bring you good news of great joy that will be for all the people. Today in the town of David a Savior has been born to you; he is Christ the Lord. This will be a sign to you: You will find a baby wrapped in cloths and lying in a manger." Suddenly a great company of the heavenly host appeared with the angel, praising God and saying, "Glory to God in the highest, and on earth peace to men on whom his favor rests."

- ☺ Who were living out in the fields nearby and what were they doing?
- ☺ Who appeared to them?
- ☺ How did that make them feel?
- ☺ What's the first thing the angel said to them?
- ☺ A great company of angels then filled the sky. What did they say or sing?

Game 2 - Halo Toss

Each team will be given materials to create an angel (tall bottles, white tissue paper, tape, large pompom, gold pipecleaner) and is given 3 minutes to create an angel. (Minister will be the judge for best looking angel). Each child then receives a number halo (tinsel around wire, or card board circles with tinsel wound around them). Let every one on the team have three turns tossing their halo to see if they could land it around the angel. One star will be given for each successful toss.

3. Luke 2: 8-14

When the angels had left them and gone into heaven, the shepherds said to one another, "Let's go to Bethlehem and see this thing that has happened, which the Lord has told us about." So they hurried off and found Mary and Joseph, and the baby, who was lying in the manger. When they had seen him, they spread the word concerning what had been told them about this child, and all who heard it were amazed at what the shepherds said to them. But Mary treasured up all these things and pondered them in her heart. The shepherds returned, glorifying and praising God for all the things they had heard and seen, which were just as they had been told.

- ☺ What did the shepherds say when the angels left?
- ☺ What did they do?
- ☺ They started telling others what they had seen. What was people's reaction?
- ☺ What was Mary's reaction? What did she do?
- ☺ What did the shepherds do as they returned?

Game 3 - Shepherds' Race.

Provide each child with materials to make a sheep (*one large marshmallow, and 5 little ones, and tooth picks; or pompon, sheep face and feet and a glue stick*) and ask them to make a sheep. Provide each team with a staff (candy cane) and explain they will have to guide their sheep into a sheepfold before they could leave for Bethlehem. Place sheep on the floor covered with clean sheet if they want to eat their sheep at the end of the game. Move sheep forward with candy cane staff and into a sheepfold placed at the end of the room. As soon as the first shepherd is back, pass the staff to the next shepherd etc. First team who has all their sheep safely in the fold wins.

4. Matthew 2:1-6

After Jesus was born in Bethlehem in Judea, during the time of King Herod, Magi from the east came to Jerusalem and asked, "Where is the one who has been born king of the Jews? We saw his star in the east and have come to worship him." When King Herod heard this he was disturbed, and all Jerusalem with him. When he had called together all the people's chief priests and teachers of the law, he asked them where the Christ was to be born. "In Bethlehem in Judea," they replied, "for this is what the prophet has written: "'But you, Bethlehem, in the land of Judah, are by no means least among the rulers of Judah; for out of you will come a ruler who will be the shepherd of my people Israel.'"

- ☺ After Jesus was born some important visitors travelled to Jerusalem to visit the new king that was born.. Who were they?
- ☺ How did they know that Jesus was born?
- ☺ When they asked around where they could find the new king, what was the answer?
- ☺ How did King Herod's advisors know that Jesus would be born in Bethlehem?
- ☺ How did the prophet describe the ruler who would be born in Bethlehem?

Game 4 - Star Gazing Puzzle

Each team gets an envelope with a number of stars, a glue stick and a strip of construction paper to make a banner. Each star has a word on it. When put in the right order it will show a sentence. Glue the stars on the banner in the right order. Have your team run to the chancel steps, hold up the banner and shout out what the magi said to Herod.

5. Matthew 2: 9-11

After they had heard the king, they went on their way, and the star they had seen in the east went ahead of them until it stopped over the place where the child was. When they saw the star, they were overjoyed. On coming to the house, they saw the child with his mother Mary, and they bowed down and worshiped him. Then they opened their treasures and presented him with gifts of gold, and of incense, and of myrrh.

- ☺ After they got the answer from King Herod, what did the Magi do?
- ☺ How did they find their way?
- ☺ How did they feel when they saw the child?
- ☺ What did they do as they came close to the child?
- ☺ What presents did they bring?

Game 5 - Magi Gift Delivery Race

The Magi who brought presents to Jesus travelled by camel. Each team will take a present (in our case a box with rice crispy bars, wrapped up in Christmas paper) to deliver to a specific spot. It too will have to travel by camel. Teams will line up all players behind each other and pass the present from person to person by handing it alternately overhead or down through the legs (as in the "over and under" pass the ball game). After the last person takes the present and runs back to the front of the line and the string repeats - continue until the person who started is back in the front position. Let team captain share the treats inside the present with the rest of the team members. (If teams are very small, adapt the rules. Perhaps they all have to take 3 or 4 turns...

It's not easy to judge how long this will all take. At the end count up the stars each team has earned. The winning team gets to visit the treasure chest first to choose a prize. Second team will choose next. As it turned out..... The entire plan takes about an hour and twenty minutes. So adapt according to how much time you have or divide it into a 5 week Christmas curriculum.

CHRISTMAS BINGO TEMPLATE

